


Aluminium is in our DNA

Pursue your
innovative potential



Stampal SB

Basic information

Stampal SB



COMPANY NAME	STAMPAL SB d.o.o.
--------------	-------------------

YEAR FOUNDED	1999
--------------	------

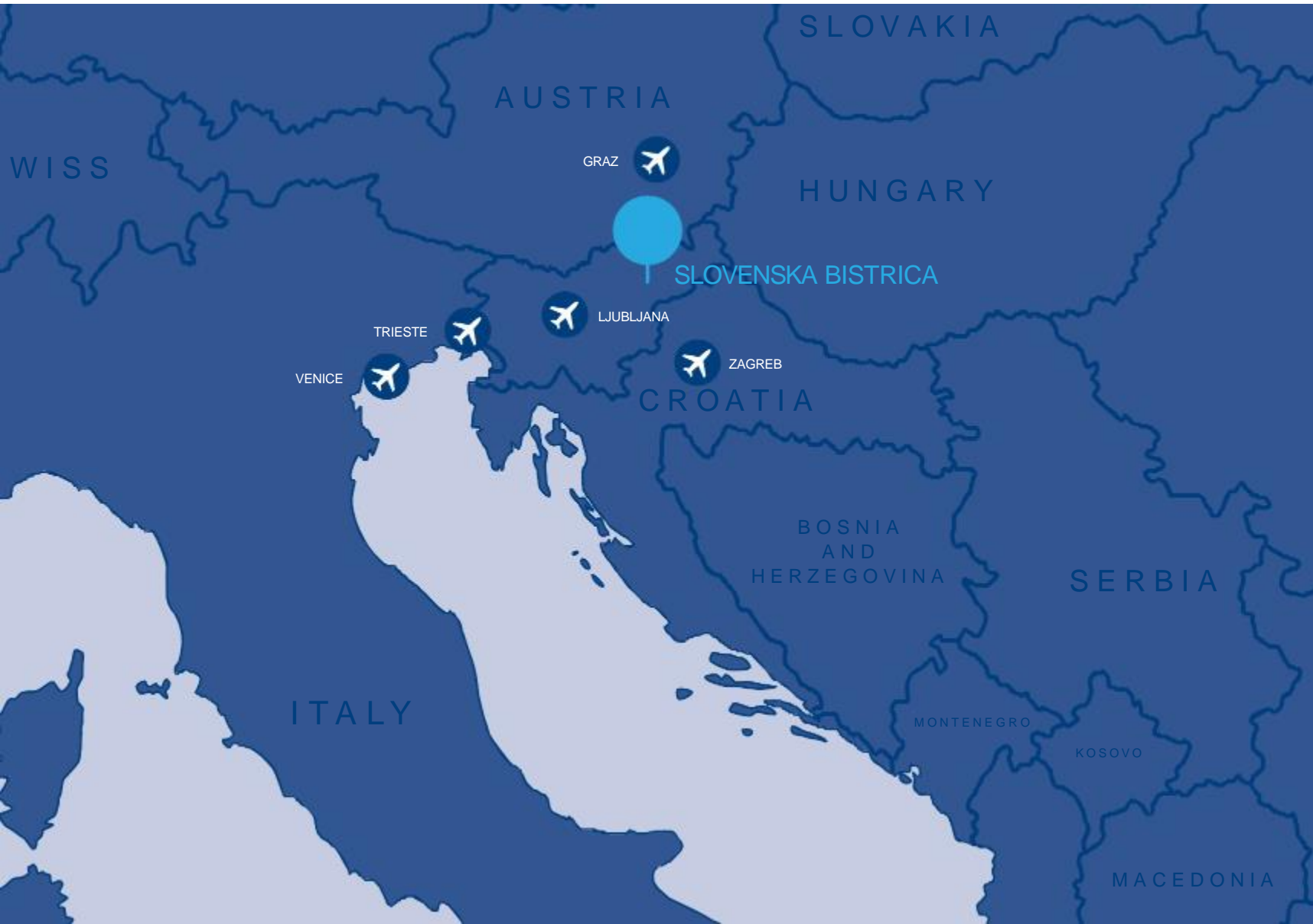
OWNERSHIP	100% Impol
-----------	------------

RANGE OF PRODUCTS	forged and machined aluminium parts
-------------------	-------------------------------------

ANNUAL TURNOVER	22 mio EUR (2023)
-----------------	-------------------

Location

Stampal SB



SLOVENIA, Slovenska Bistrica

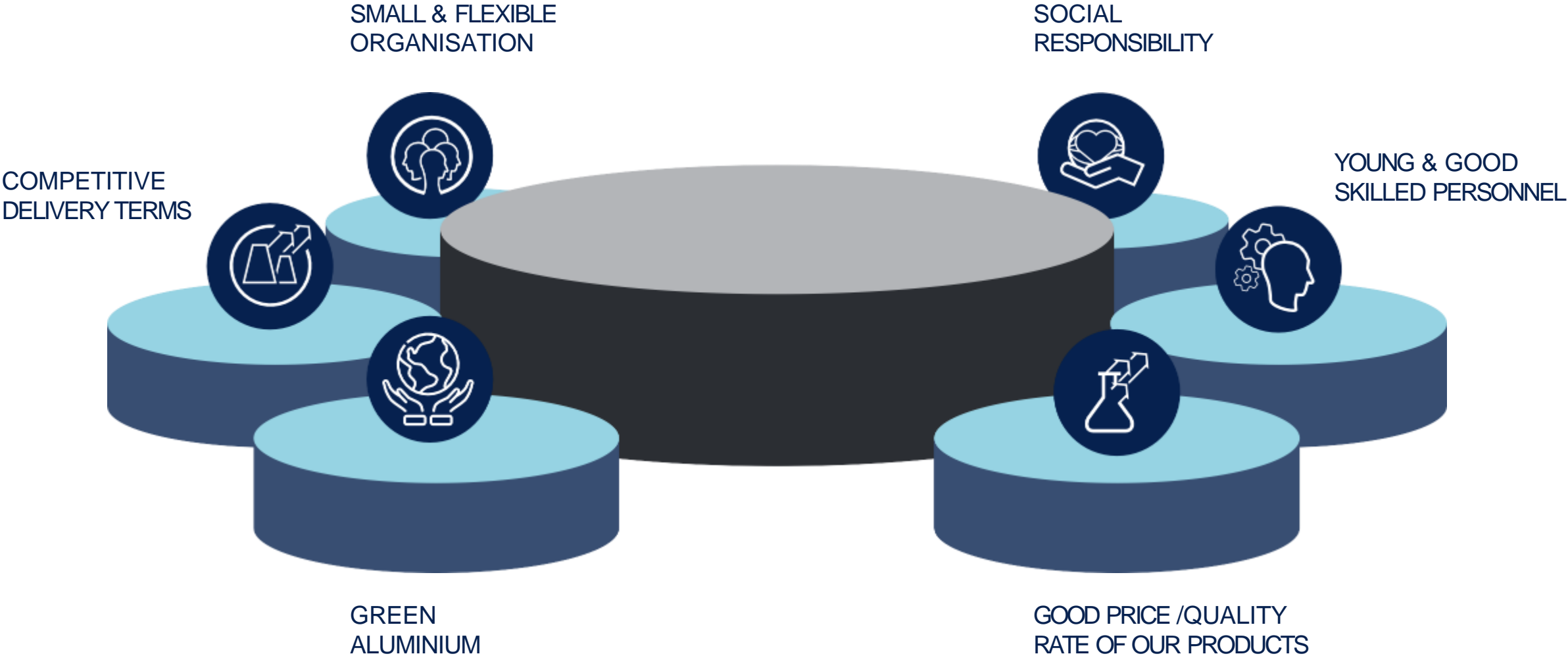
100 km from capital city of Ljubljana

60 km from Graz

INDUSTRIAL ZONE OF SLOVENSKA BISTRICA

Main characteristics

Prepared for future challenges



Most Important Facts

Between innovation and flexibility

Stampal SB

A WIDE RANGE OF FORGED PRODUCTS

(FROM 50G UP TO 7.5 KG)

ANNUALLY WE FORGE
AROUND
3.5 MIO. BLANKS

HIGH QUALITY
LEVEL PARTS WITH
IMPORTANT VISUAL
ASPECT

CHOICE OF DIFFERENT ALLOYS

FROM SERIES
2xxx TILL 7xxx (ASTM)

ADDITIONAL OPERATIONS
ON FORGED PRODUCTS LIKE
MACHINING,
ASSEMBLING, SURFACE
TREATMENT, TUMBLING,
PICKLING, INOX and ALU
BLASTING, LPC
ETC.

ANALYSES

Matematical

- Micro and macro analyses
- Grain size
- Chemical structure
- Hardness

Dimensional control

- 3D scanner (ATOS/GOM)
- Calipers custom made
- Digital equipment measurement

Tehchnical equipment

8 FORGING PRESSES FROM 0.45 MN TILL 2.4 MN

4 SPINDLE PRESSES,
3 DIRECT DRIVE PRESSES,
1 MECHANICAL (ECCENTRIC) PRESS

7 TRIMMING PRESSES

HEAT TREATMENT EQUIPMENT (T4/T6)

- EQUIPMENT FOR TUMBLING
- PICKLING
- LIQUID PENETRANT CONTROL
- INOX BLASTING
- ALUBLASTING
- 3D SCANNING TECHNOLOGY
- REVERSE ENGINEERING
- FORGING SIMULATION...

Stampal SB





ISO 9001



IATF 16949



ISO 45001



ISO 14001

Our goals

Innovations and top quality products

Stampal SB

DELIVERY
ON TIME



DEMANDED
QUALITY



PREDICTIVE
MAINTENANCE



CARE FOR
ENVIRONMENT



CONSTANT
TECHNOLOGICAL
PROGRESS




REQUESTED
CUSTOMER
SERVICE

Parts for motorcycles

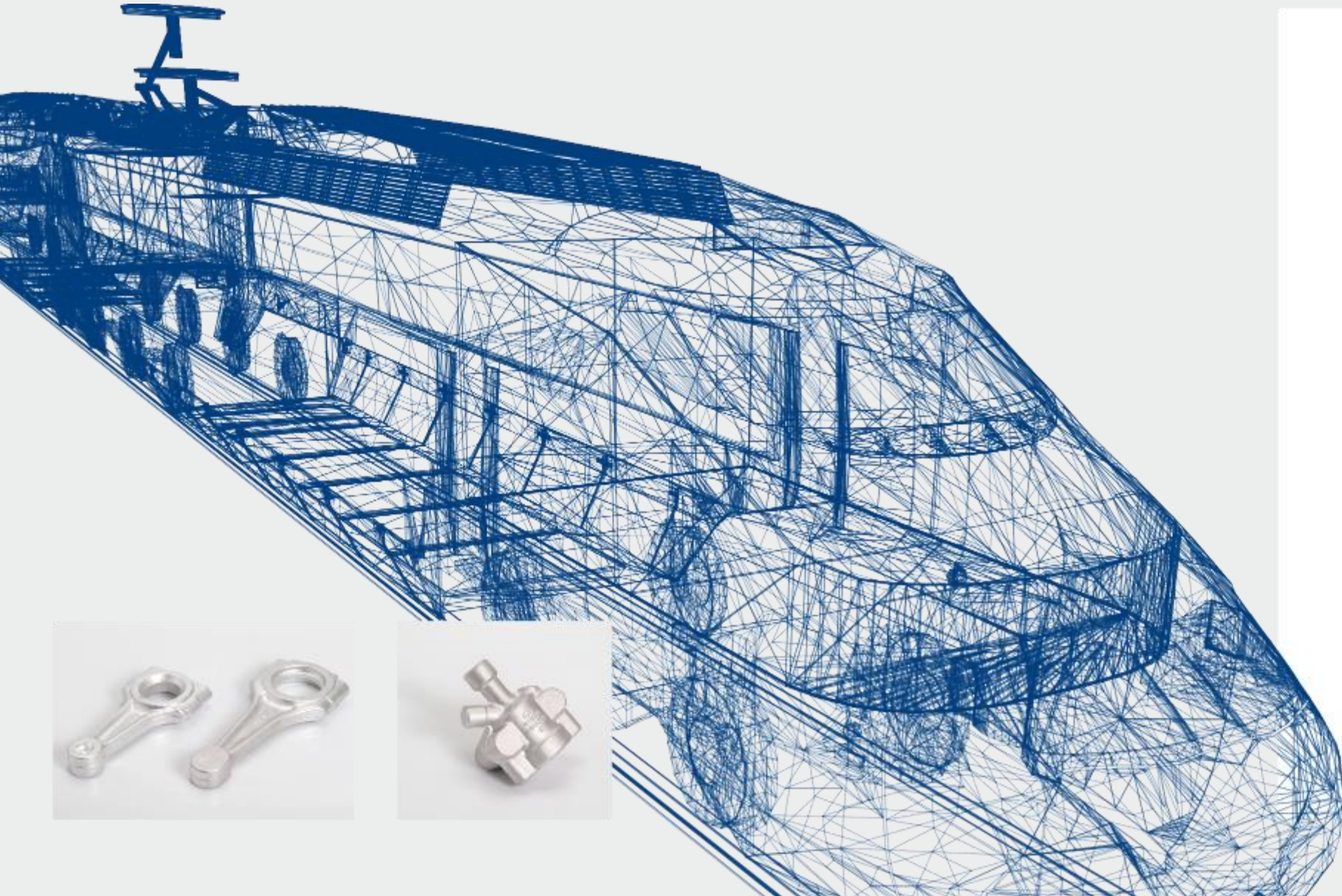
55 %

Stampal SB



Parts for compressor industry

10 %




Stampal SB



Parts for automotive industry

30 %

Stampal SB



TENNECO



PORSCHE

AMG



McLaren

Other forged parts

5 %

Stampal SB



Sustainability

Seven Pillars



INNOVATIVE BUSINESS MODEL – MOVING TOWARD A CIRCULAR ECONOMY

In a time characterised by hyper-production and limited resources, the care for the environment and the preservation of natural resources became the primary concern.



SUSTAINABLE PRODUCTS

Aluminium products are the products of the future, which comes as no surprise to manufacturers of many goods. Aluminium is lighter than steel, has excellent processing characteristics and absorbs force better.



RESPONSIBLE TO NATURE

Reducing pollution is one the primary business objectives of the Impol Group. For this purpose we prepare each year an investment plan outlining our activities.



RESPONSIBLE TO EMPLOYEES

Responsibility toward employees is primarily reflected in the fair payment for a well-performed job. Special attention is given to employee training, encouraging useful proposals and preventing accidents at work.



LOOKING AHEAD

The Impol Group is building on a 190-year long tradition. It is one of the oldest Slovenian companies and the 5th largest Slovenian exporter. Management emphasises the importance of strategic orientation toward the future.



RECYCLING

By recycling it, aluminium does not lose its original characteristics. It has a high internal material value due to which it is worth returning it, in terms of economy, to the loop that consists of the extraction of metals, use and recycling.



RESPONSIBLE TO THE LOCAL COMMUNITY

The Impol Group is one of the largest employers in Slovenia and has received multiple awards for the best employer in the Podravska region.

We take responsibility for the future of our planet.

DECARBONIZATION STRATEGY



DECARBONIZATION GOALS:

1. Reduce total emissions by 55% by 2030.
2. Increase the share of secondary raw materials used to 43% by 2030 at all locations of the Impol Group companies, up to a maximum of 50% at the Slovenian Bistrica location.
3. Enhance the energy efficiency of devices and increase the use of electricity from renewable sources to 37% by 2030.



The following aspects are considered in calculating the carbon footprint:

1. Direct emissions from the combustion of natural gas and oil at our company locations.
2. Indirect emissions generated in the production of electricity.
3. Emissions embedded in raw materials (aluminum and alloying elements) used in product manufacturing, including transportation.

The base year for setting decarbonization goals is the business year 2021.

Review of greenhouse gas emissions in 2021:

	Impol Slovenska Bistrica, Slovenia	Impol-TLM, Croatia	Impol Seval, Serbia	TOTAL
Direct emissions	39.653,90	16.810,70	38.125,50	94.590,10
Indirect emissions	42.622,24	8.113,38	49.630,79	100.366,41
Emissions embedded in raw materials	1.303.450,47	705.787,66	840.395,11	2.849.633,24
Total	1.385.726,61	730.711,74	928.151,40	3.044.589,75
Net production (t)	169.556,19	50.809,25	62.525,00	282.890,44
t CO_{2e}/t product	8,17	14,38	14,84	10,76

PROJECTED RESULTS

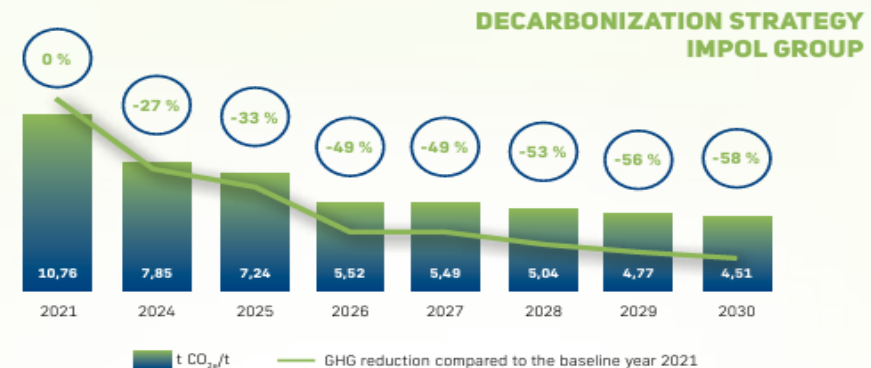


In the year 2021, emissions embedded in raw materials—aluminum in the form of ingots, billets, and blocks—accounted for as much as 93% of all emissions. To achieve the goal of reducing greenhouse gas emissions by 55% by 2030, it is imperative to select raw materials with lower embedded emissions. The planned raw material supply outlined in the Impol 2024-2030 strategy already anticipates the use of resources that will facilitate the achievement of these goals.

Reduction of greenhouse gas emissions over the years and the use of low-carbon raw materials

Year	2021	2024	2025	2026	2027	2028	2029	2030
t CO _{2e} /t	10,76	7,85	7,24	5,52	5,49	5,04	4,77	4,51
Reduction compared to 2021	0 %	-27 %	-33 %	-49 %	-49 %	-53 %	-56 %	-58 %
Percentage (%) of Renewable Energy (RE) Sources	0 %	5 %	5 %	6 %	10 %	20 %	30 %	37 %
Percentage (%) of Low-Carbon Ingot < 4 t CO _{2e} /t Al	0 %	12 %	24 %	28 %	33 %	37 %	37 %	38 %
Percentage (%) of Low-Carbon Ingot < 8 t CO _{2e} /t Al	0 %	0 %	0 %	72 %	67 %	63 %	0 %	0 %
Percentage (%) of Low-Carbon Ingot < 7 t CO _{2e} /t Al	0 %	0 %	0 %	0 %	0 %	0 %	63 %	0 %
Percentage (%) of Low-Carbon Ingot < 6 t CO _{2e} /t Al	0 %	0 %	0 %	0 %	0 %	0 %	0 %	62 %

Graphical Representation of Emissions Reduction:

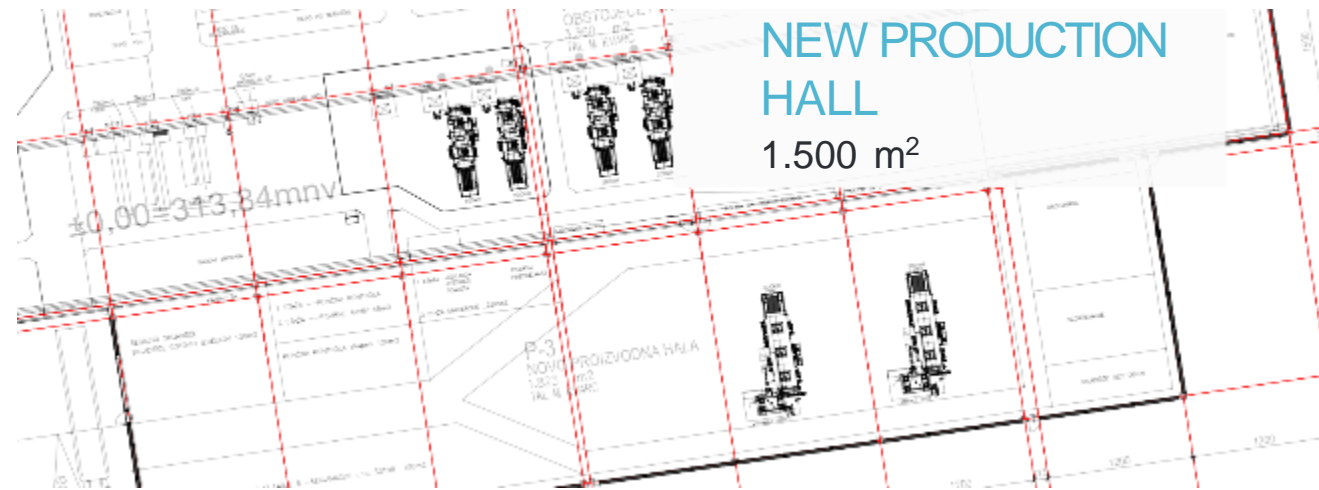


Main investments 2023/ 2024

The processing of aluminium into state-of-the-art semi-finished products is our business and our passion

NEW FORGING PRESS WITH HIGHER LEVEL OF AUTOMATIZATION

NOMINAL FORCE 2.400 t

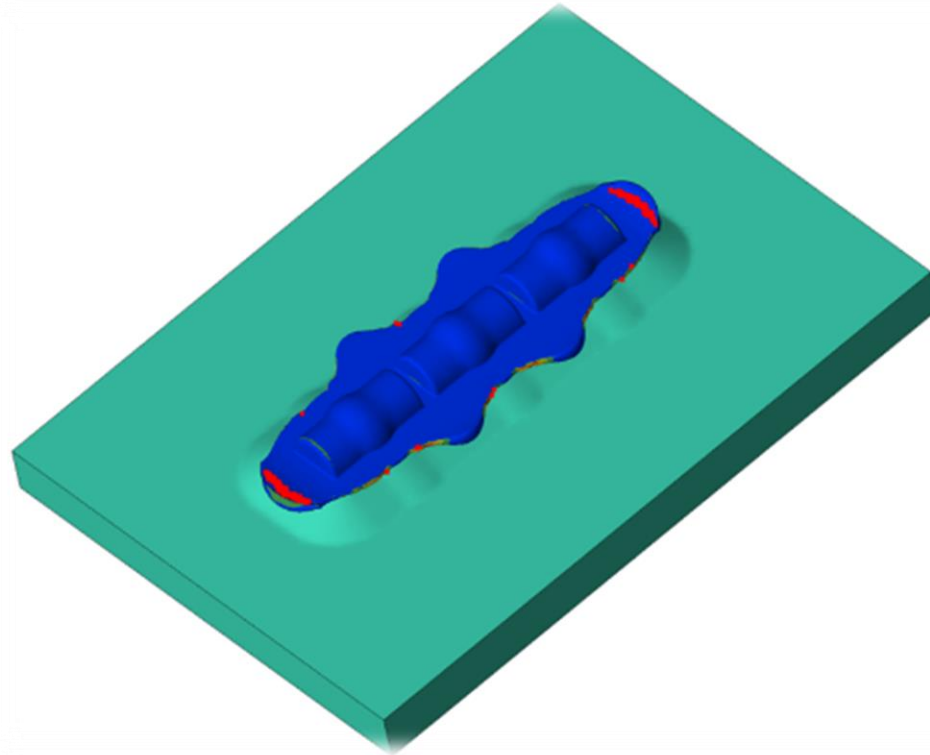
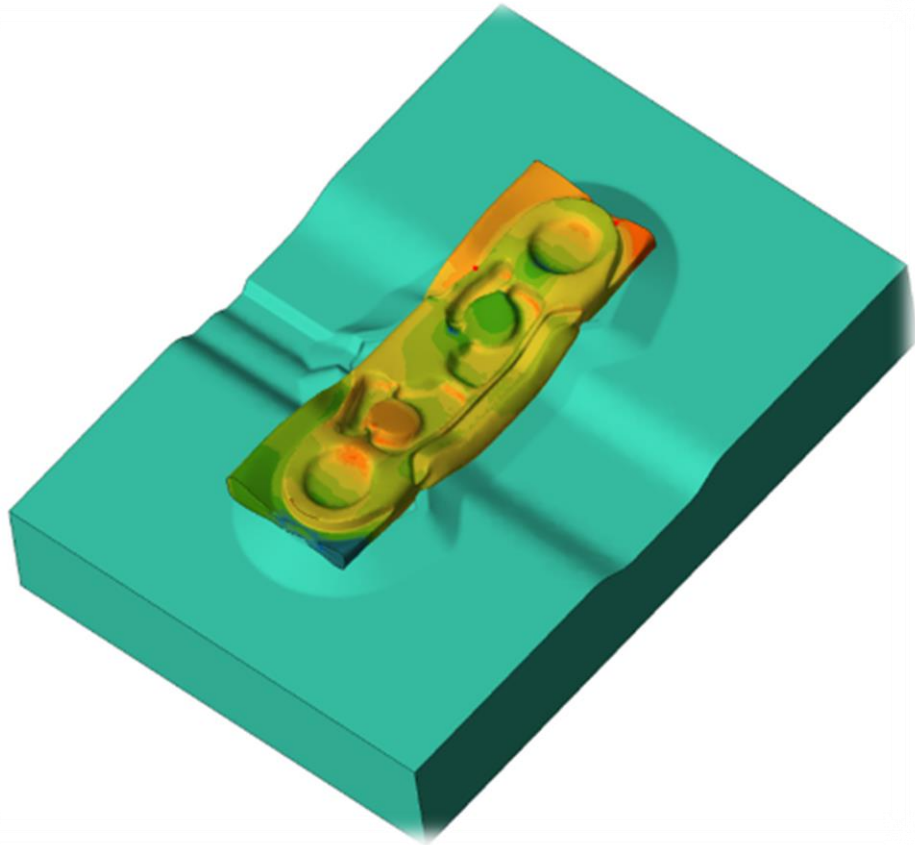


NEW WAREHOUSE AND FINAL CONTROL AREA



Forging simulation software

Following our vision of technological advancement, we can foresee production solutions ahead. Latest advancement in software allows us to optimize existing parts or confirm feasibility of new projects.



*“Empowered by past
experience,
ready for future
challenges!”*

Stampal SB

impol
Aluminium Industry